

Antibiotic Effect of Leaf Extract from *Plectranthus Amboinicus* (Lour) Spreng in Asthma

R. Yuthistran^{a,*}, C. Balakrishnan^a, R. Buddhan^b

^a Department of Biomedical Engineering, Udaya School of Engineering, Kanyakumari, Tamil Nadu, India

^b Department of Bio Chemistry, Annamalai University, Chidambaram, Tamil Nadu, India

Article Info

Article history:

Received 7 April 2015

Received in revised form

30 April 2015

Accepted 20 May 2015

Available online 15 June 2015

Keywords

Amikacin,

Antibacterial Activity,

Asthma

Plectranthus Amboinicus

Abstract

This leaf extract of *plectranthus amboinicus* is an medicinal plant. Raw leaf of *plectranthus amboinicus* is processed and used as an antibiotic. This leaf extract is used as an antibacterial activity for microbes. It is based on the leaf extracted and the antibacterial functions are identified for *pseudomonas*, *e.coli*, *klebsiella*, *staphylococcus* and *streptococcus*. The microbes present in human sputum and lungs. This medicinal plant is used to fight against the bacteria's. *Plectranthus Amboinicus*, it will be used as medicine for disease such as Asthma. Amikacin is used as a sample drug of all microbes.

1. Introduction

Plectranthus amboinicus (Pa): It is a medicinal plant. Commonly called Indian borage and belonging to plant family Lamiaceae. Its a large succulent herb, highly aromatic & fleshy, possessing short soft erect hairs with distinctive smelling leaves. The stem is fleshy, about 20-80cm. Leaves are undivided, egg/oval-shapped and very thick, with the lower surface possessing the most numerous glandular hairs, giving a frosted appearance. The taste of this leaf is pleasantly aromatic with agreeable and refreshing odour. Flowers are on a short stem, pale purplish in dense whorls at distant intervals. Indian borage is very commonly grown as a potted plant. Indian Borage is a fast-growing plant. Propagation is via stem cuttings. To encourage a bushy plant, cut the tip of the top, insert into the soil and instantly, you have another plant as the cutting will grow within days. Indian borage ideally should be grown in a semi-shaded and moist location as the leaves will remain a beautiful green color. If it is getting too much sun, the leaves turn yellow, start curling and look unsightly; if not enough sun, the leaves turn a dark shade of green and space out. The herb grows easily in a well-drained, semi-shaded position.

Medicinal Uses: The leaves have also had many traditional medicinal uses, especially for the treatment of coughs, maintain body heats, sore throats, asthma, malarial fever, mucus and cancer.

Antibiotic Activity: The Antimicrobial Activity is taken as the leaf extract in which the presence or absence of bacteria was detected. It shows the antimicrobial activity of the asthma affected bacteria's.

2. Materials and Methods

Collection of Plant Material: *Plectranthus amboinicus* leaves was collected from west hills side (Sathuragiri hills) in Madurai district, Tamilnadu. The leaves were authenticated by Traditional Herbal Doctor Dr. M. Rajamanickam, S. Sangaralingapuram, Madurai,

Corresponding Author,

E-mail address: yuthistran235@gmail.com

All rights reserved: <http://www.ijari.org>

Tamilnadu, India.

Leaves Extraction: *Plectranthus amboinicus* leaves are shade dried at room temperature for a period of 3 weeks. Dried leaves become powdered by grinding using Mortar & Pestles. 5gram of powder is used for extraction separately. The powder form of leaves 5gram, 50ml of water and 50ml of methanol mixed separately, under boiling condition within 30minutes and 7minutes. Finally 15ml of aqueous extract was obtained. After boiling Methanol extract had 24hrs standing condition and 13ml of methanol extract was obtained.

Agar Well Diffusion Method: The extracts obtained from the plants or any antibiotic preparations were used for studying their antibacterial activity.

Antibacterial Activity: The Antimicrobial Activity is taken as the leaves extract in which the presence or absence of bacteria's was detected. It shows the antibacterial activity of asthma affected bacteria's. The Bacteria's are *Pseudomonas*, *E. coli*, *Klebsiella*, *Staphylococcus* and *Streptococcus*. The antibacterial activity was taken from aqueous extract and methanol extract. Amikacin is used as a sample drug of all bacteria's.

3. Results

Methanol Extract Antibacterial Activity



Fig. 1. *Pseudomonas* Antimicrobial Activity in Methanol Extract



Fig: 2. E.coli Antimicrobial Activity in Methanol Extract

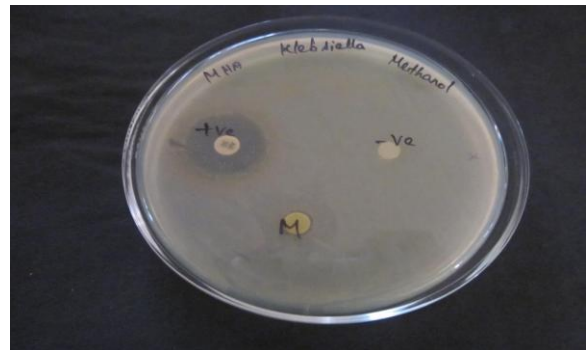


Fig: 3. Klebsiella Antimicrobial Activity in Methanol Extract



Fig: 4 Staphylococcus Antimicrobial Activity in Methanol Extract



Fig: 5 Streptococcus Antimicrobial Activity in Methanol Extract

Methanol extract using 1µml using antibiotic activity for this 5 bacteria's, and 1mg of Amikacin drug is used.
Aqueous Extract Antibacterial Activity



Fig: 6. Klebsiella Antimicrobial Activity in Aqueous Extract



Fig: 7. E.coli Antimicrobial Activity in Aqueous Extract

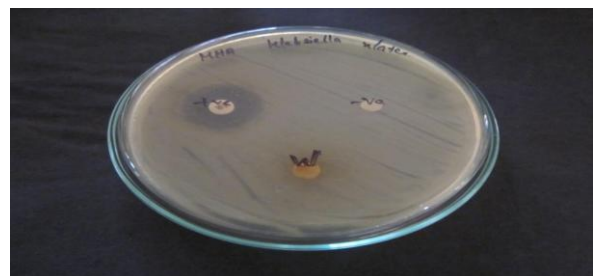


Fig: 8. Klebsiella Antimicrobial Activity in Aqueous Extract

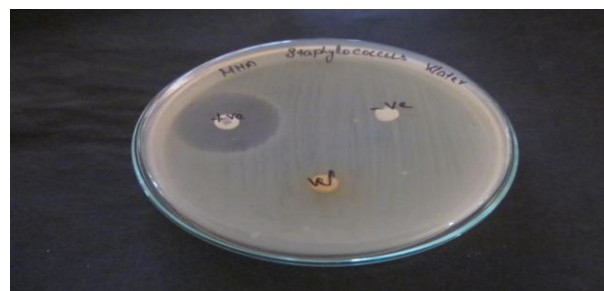


Fig: 9. Staphylococcus Antimicrobial Activity in Methanol Extract



Fig: 10. Streptococcus Antimicrobial Activity in Methanol Extract

Methanol extract using 1µml using antibiotic activity for this 5 bacteria's, and 1mg of Amikacin drug is used.

ANTIBACTERIAL ACTIVITY				ANTIBACTERIAL ACTIVITY			
ORGANISM	METHANOL	POSITIVE Amikacin	Negative	ORGANISM	WATER	Negative	POSITIVE Amikacin
Pseudomonas	9mm	21mm	-	Pseudomonas	NZ	-	22mm
E.coli	8mm	20mm	-	E.coli	NZ	-	21mm
Klebsiella	9mm	19mm	-	Klebsiella	NZ	-	22mm
Staphylococcus	8mm	24mm	-	Staphylococcus	NZ	-	24mm
Streptococcus	8mm	21mm	-	Streptococcus	NZ	-	21mm
NZ = NO ZONE FORMATION							

Table: 1. Antibacterial Activity

4. Conclusion

The antibacterial activity was high in methanol extract and water extract has low antibacterial activity in asthma affected bacteria's.

References

- [1] Claudio M.Lacerda, Eduardo M.Brandao, Gerson S.Paiva, Ivone A. Souza, Marcos de C.Carvalho, Paulo H. D. M.Brandao, Antineoplastic Effect of Aqueous Extract of *Plectranthus Amboinicus* in Ehrlich Ascites Carcinoma, *Journal of Cancer*, 4, 2013, 573-576
- [2] Archana CE, Antianxiety Effect of Alcoholic Leaf Extract of *Plectranthus Amboinicus* in Mice, *Asian Journal of Biomedical & Pharmaceutical Sciences*, 3, 2013, 49-53
- [3] T. Indhumathi, Rajathi. K, S. Sula, Protective Role of *Plectranthus Amboinicus* in Aluminium-Induced Neurotoxicity, *IJMPS*, 3(1), 2013, 13-20
- [4] M. Jansi, M. Santhiya, M. Sini Margret, Antimicrobial Analysis, Phytochemical Assessment and Determination of Compounds in the Medicinal Plant *Plectranthus Amboinicus*, *International Journal of Research in Plant Science*, 2013, 14-17
- [5] V. M. Berlin Grace, A.Manjamalai, Tom Alexander, Bioactive Evaluation of the Essential Oil of *Plectranthus Amboinicus* by GC-MS Role as a Drug for Microbial Infections and Inflammation, *International Journal of Pharmacy and Pharmaceutical Sciences*, 4(3), 2012, 205-211
- [6] S. Jothinayaki, P. Kalaiselvi, S. Kumaravel, M. Uma, Determination of Bioactive Components of *Plectranthus Amboinicus* Lour by GC-MS Analysis, *New York Science Journal*, 2011, 66-69
- [7] Aiswarya Haridas, V. M. Berlin, A. Manjamalai, Yasaswini Narala, Antifungal, Anti-Inflammatory and GC-MS Analysis of Methanolic Extract of *Plectranthus Amboinicus* Leaf, 3(2), 2011, 129-136
- [8] A. Sathasivam, K. Elangovan, Evaluation of Phytochemical and Antibacterial Activity of *Plectranthus Amboinicus*, *IJRAP*, 2011, 292-294
- [9] A. Singh, G. Alam, M. P. Singh, N. W. Sheikh, N. K. Mahobia, R. D. Patel, S. K. Singh, Antioxidant Potential of Leaves of *Plectranthus amboinicus* (Lour) Spreng, *Scholar Research Library*, 2010, 240-245
- [10] M. Dhanamani, V. Ravikumar, T. Sudhamani, In-vitro Anti-Inflammatory of Aqueous Extract of Leaves of *Plectranthus amboinicus* (Lour) Spreng, *Ancient science of life*, 28(4), 2009, 7-9
- [11] Amany A. Sleem, Azza R. Abdel-Monem, Rabie H. El-sofany, Rehab S. Ashour, Seham S. El-hawary, Seasonal Variation in the Composition of *Plectranthus Amboinicus* (Lour.) Spreng Essential Oil and its Biological Activities, *American journal of Essential Oils and Natural Products*, 2013, 11-18
- [12] S. Anita, A. Gulzar, P. S. Manjul, M. Naveen, P. Roshan, S. Sudarshan, *Plectranthus Amboinicus* (Lour) Spreng: An Overview, *The Pharma Research*, 2010, 1-15
- [13] A. Das, H. S. Nagalakshmi, S. Bhattacharya, Assessment of Antimicrobial Properties and Phytochemical Contents of Leaf Extracts of *Plectranthus amboinicus* (Lour.) Spreng, *International Journal of Green and Herbal Chemistry*, 1, 2012, 101-107
- [14] P. S. Negi, P. Bhatt, Antioxidant and Antibacterial Activities in the Leaf Extracts of Indian Borage (*Plectranthus amboinicus*), *Food and Nutrition Sciences*, 2012, 146-152
- [15] N. D. Nataraj, Ramachandramurty, Pharmacognostic Profile and Phytochemical Screening of *Plectranthus Amboinicus* (Lour) Young Leaves, *World Journal of Pharmacy and Pharmaceutical Sciences*, 3, 2013, 597-606
- [16] C. Kongpakdee, P. Thanomchat, Y. Paopun, Structural Investigation of Trichomes and Stomata of *Plectranthus amboinicus* (Lour.) Spreng, *Journal of the Microscopy Society of Thailand*, 2011, 65-69
- [17] G. S. Joseph, M. C. Varadaraj, P. S. Negi, P. Bhatt, S. K. Gupta, Phenolic Constituents and Biological Activities of Leaf Extracts of Traditional Medicinal Plant *Plectranthus Amboinicus* Benth (Lamiaceae), *Tang Humanitas Traditional Medicine*, 3(4), 2013
- [18] Chun-Ming Cheng, Jia-Ming Chang, Le-Mei Hung, Rey-Yuh Wu, Yuh-Shan Chung, Potential Use of *Plectranthus amboinicus* in the Treatment of Rheumatoid Arthritis, 2010, 115-120
- [19] E. O. Lima, M. de F. M. Diniz, J. C. R. Nogueira, In Vitro Antimicrobial Activity of Plants in Acute Otitis Externa, *Brazilian Journal of Otorhinolaryngology*, 2008, 118-124
- [20] G. Doshi, G. Aggarwal, P. G. Pillai, P. Suresh, V. Bhatia, Pharmacognostical Standardization and Toxicity Profile of the Methanolic Leaf Extract of *Plectranthus Amboinicus* (Lour) Spreng, *Journal of Applied Pharmaceutical Science*, 2011, 75-81
- [21] K. N. Devi, K. Periyayagam, In Vitro Anti Inflammatory Activity of *Plectranthus Amboinicus* (Lour) Spreng by HRBC Membrane Stabilization, *International Journal of Pharmaceutical Studies and Research*, I, 2010, 26-29